

Specification Sheet  
Model LDM-1 Long Distance Module

A) Product

The LDM-1 can be used on any door or gate operator that uses 24 VAC as the control voltage.

The LDM-1 enables long distance wire runs from the control station to the operator without the use of high voltage control circuits. Also the LDM-1 will enable the use of multiple control stations without the need of large gauge wire. Telephone or thermostat wire is sufficient for control stations many miles from the operator being activated.

The LDM-1 works by converting very small amounts of control voltage to 24 VDC. The push buttons activate relays in the LDM-1, which in turn, activates the control circuit within the module mounted inside the operator. This process eliminates the line losses in the control circuit which are ordinarily very difficult to trouble shoot.

B) Dimensions

Length	3.0"
Width	1.5"
Height	1.0"

C) Contact Ratings

5 amp @ 250 VAC Resistive  
5 amp @ 30 VDC Resistive

D) Coil Rating

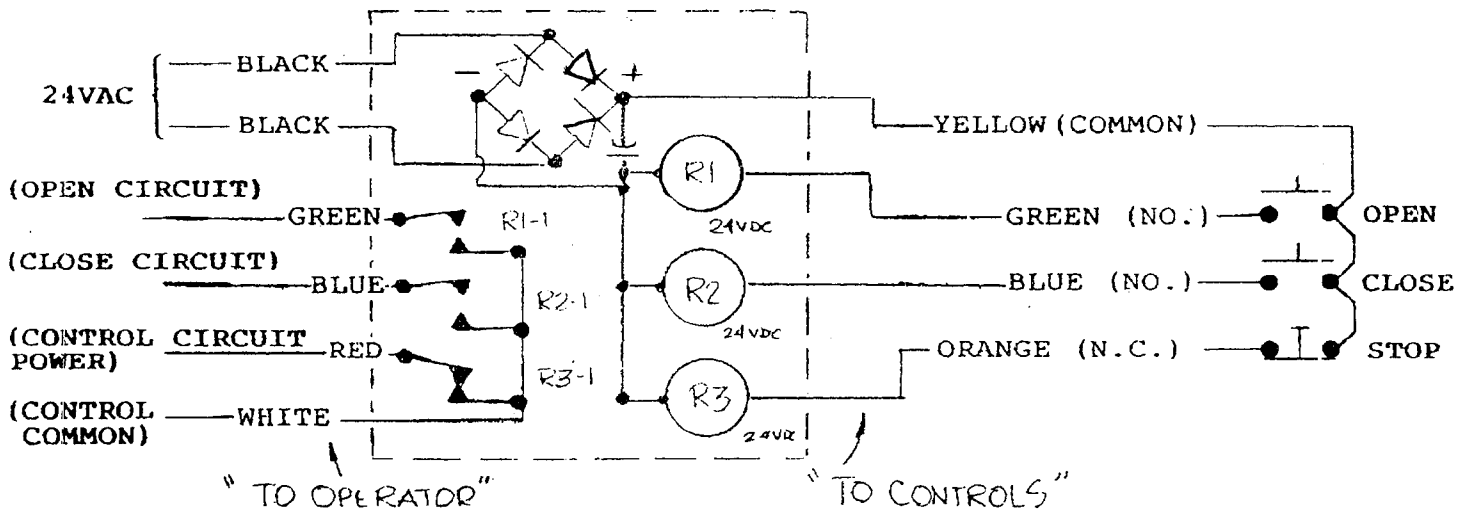
24 VDC coil  
Rated current 8.3 M.A.  
Power Consumption 200 MW

E) Operating Range

Gauge Wire	Distance in Miles
22	20
20	31
18	49
16	79
14	125
12	199

GENERIC

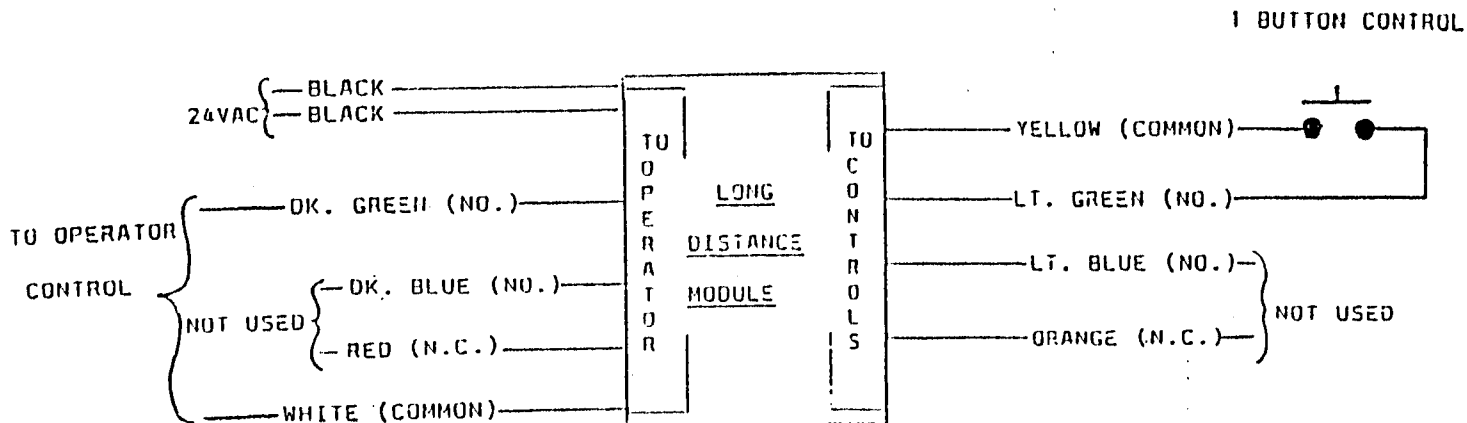
LONG DISTANCE MODULE (LDM-1)  
INSTALLATION INSTRUCTIONS FOR  
THREE BUTTON STATION APPLICATIONS



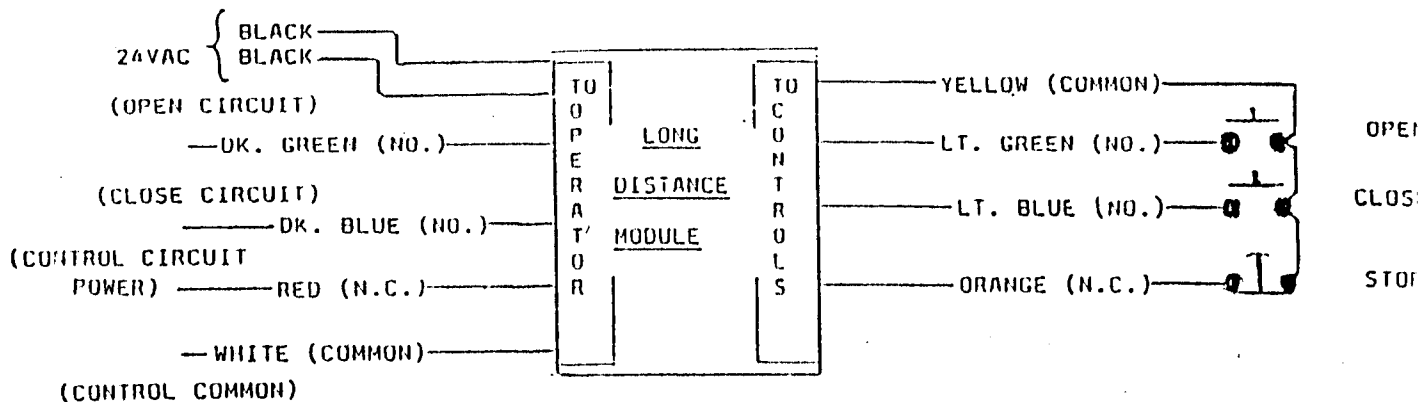
CONTACTS SHOWN WITH POWER ON, NO PUSHBUTTONS ACTIVE

ALL THREE BUTTON STATIONS MUST BE CONNECTED TO THE "TO CONTROLS" SIDE

# LONG DISTANCE MODULE (LDM-1) INSTALLATION INSTRUCTIONS FOR ONE BUTTON STATION APPLICATIONS



# LONG DISTANCE MODULE (LDM-1) INSTALLATION INSTRUCTIONS FOR THREE BUTTON STATION APPLICATIONS



All three button stations must be connected to the "To Controls" side